

逢甲大學學生報告 ePaper

報告題名：

應用程式設計 期末報告

The term project of
APPLIED PROGRAMMING DESIGN

作者：陳建帆

系級：工工二甲

學號：D9326671

開課老師：陳亭志 老師

課程名稱：應用程式設計

開課系所：工業工程與系統管理學系

開課學年： 94 學年度 第 1 學期



摘要：

(關鍵字為藍色字)

本次期末報告所製作之通訊管理系統，將這學期所學的 Visual Basic 指令充分發揮，並使用 VB 中的 OleDbDataAdapter 來使程式與 Access 資料庫連接、使用 DataSet 來設定資料庫、使用 DataGrid 來顯現資料庫表格。

此程式可執行查詢資料庫資料、修改資料、刪除資料、瀏覽資料、統計資料。查詢、修改、刪除資料其實都是使用同一個 Form，利用姓名來與資料庫做連接，再對應其相關的欄位，顯現出完整的資訊，再對資料做更新或刪除的動作，並用「MsgBoxResult.OK」指令來製作詢問框，防止誤刪的動作。瀏覽資料就是使用 DataGrid，來呈現資料庫裡所有的資料。統計資料則是利用了「工具列」及「畫筆 (Graphics)」，點選工具列的選項，顯示出所選之資訊，而統計的結果使用「畫筆」呈現，長條圖就是畫長方形，圓餅圖就是畫 Pie，另外旁邊的標註也是用畫的方式製作出來。

目次

摘要.....	1
---------	---

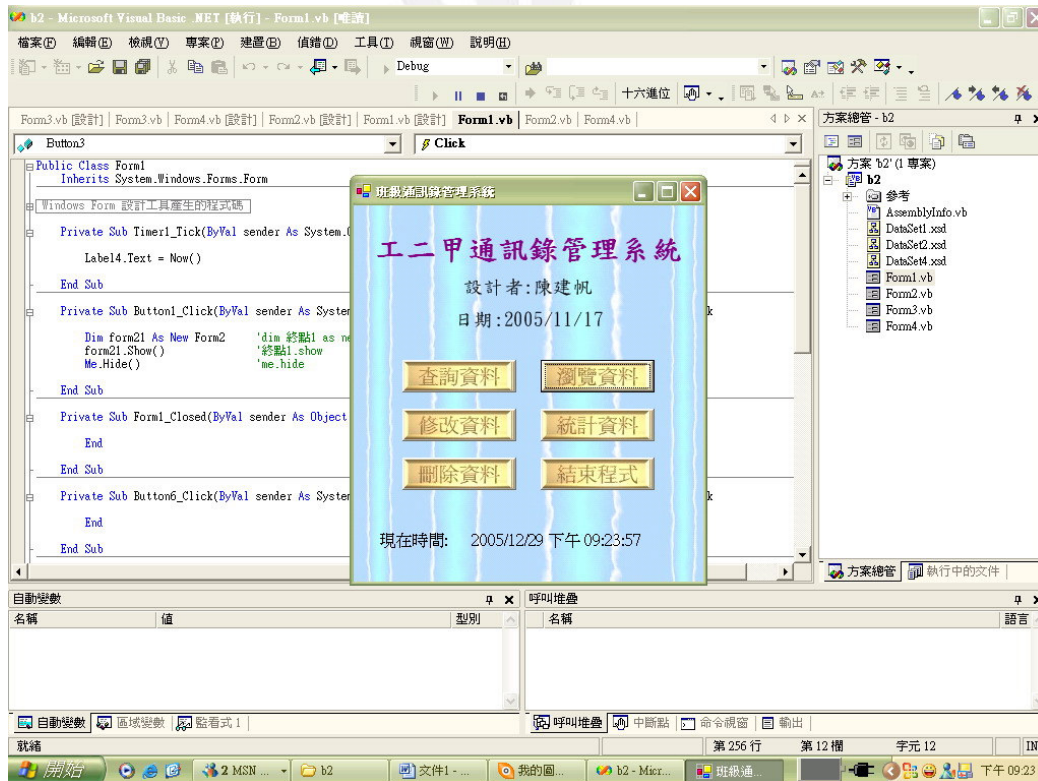
程式內容

方案總管.....	3
Form 1	3
Form 2	5
Form 3	6
Form 4	10
參考文獻.....	14
E-mail	14

方案總管



Form1



`Private Sub Timer1_Tick(ByVal sender As System.Object, ByVal e As System.EventArgs) Handles Timer1.Tick`

`Label4.Text = Now()`

應用程式設計期末報告

```
End Sub
```

```
Private Sub Button1_Click(ByVal sender As System.Object, ByVal e As System.EventArgs) Handles  
Button1.Click  
    Dim form21 As New Form2          'dim 終點1 as new 終點  
    form21.Show()                  '終點1.show  
    Me.Hide()                      'me.hide  
End Sub
```

```
Private Sub Form1_Closed(ByVal sender As Object, ByVal e As System.EventArgs) Handles  
MyBase.Closed  
    End  
End Sub
```

```
Private Sub Button6_Click(ByVal sender As System.Object, ByVal e As System.EventArgs) Handles  
Button6.Click  
    End  
End Sub
```

```
Private Sub Button5_Click(ByVal sender As System.Object, ByVal e As System.EventArgs) Handles  
Button5.Click  
    Dim form31 As New Form3  
    form31.Show()  
    Me.Hide()  
End Sub
```

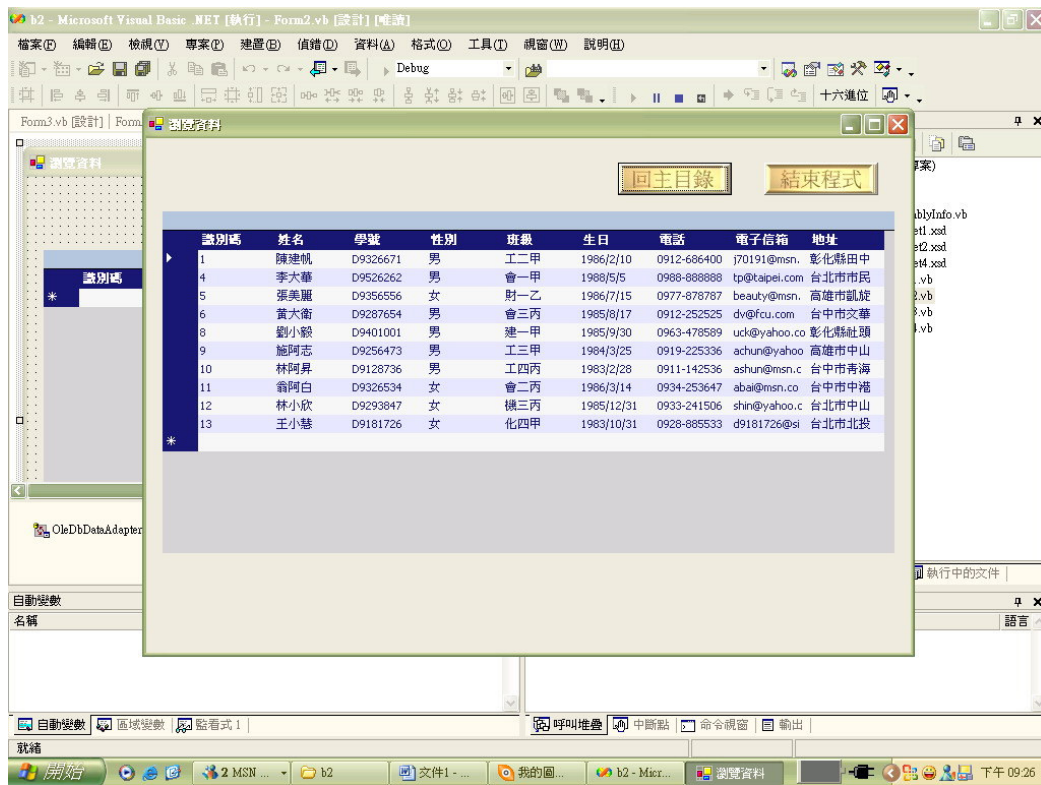
```
Private Sub Button7_Click(ByVal sender As System.Object, ByVal e As System.EventArgs) Handles  
Button7.Click  
    Dim form41 As New Form4  
    form41.Show()  
    Me.Hide()  
End Sub
```

```
Private Sub Button4_Click(ByVal sender As System.Object, ByVal e As System.EventArgs) Handles  
Button4.Click  
    Dim form31 As New Form3  
    form31.Show()  
    Me.Hide()  
End Sub
```

應用程式設計期末報告

```
Private Sub Button3_Click(ByVal sender As System.Object, ByVal e As System.EventArgs) Handles  
Button3.Click  
    Dim form31 As New Form3  
    form31.Show()  
    Me.Hide()  
End Sub
```

Form2



```
Private Sub Form2_Closed(ByVal sender As Object, ByVal e As System.EventArgs) Handles  
MyBase.Closed  
    OleDbDataAdapter1.Update(DataSet11)  
End  
End Sub
```

```
Private Sub Button1_Click(ByVal sender As System.Object, ByVal e As System.EventArgs) Handles  
Button1.Click  
    Dim form11 As New Form1  
    form11.Show()  
    Me.Hide()
```

應用程式設計期末報告

```
End Sub
```

```
Private Sub Form2_Load(ByVal sender As System.Object, ByVal e As System.EventArgs) Handles MyBase.Load
```

```
OleDbDataAdapter1.Fill(DataSet11)
```

```
End Sub
```

```
Private Sub DataGrid1_Navigate(ByVal sender As System.Object, ByVal ne As System.Windows.Forms.NavigateEventArgs)
```

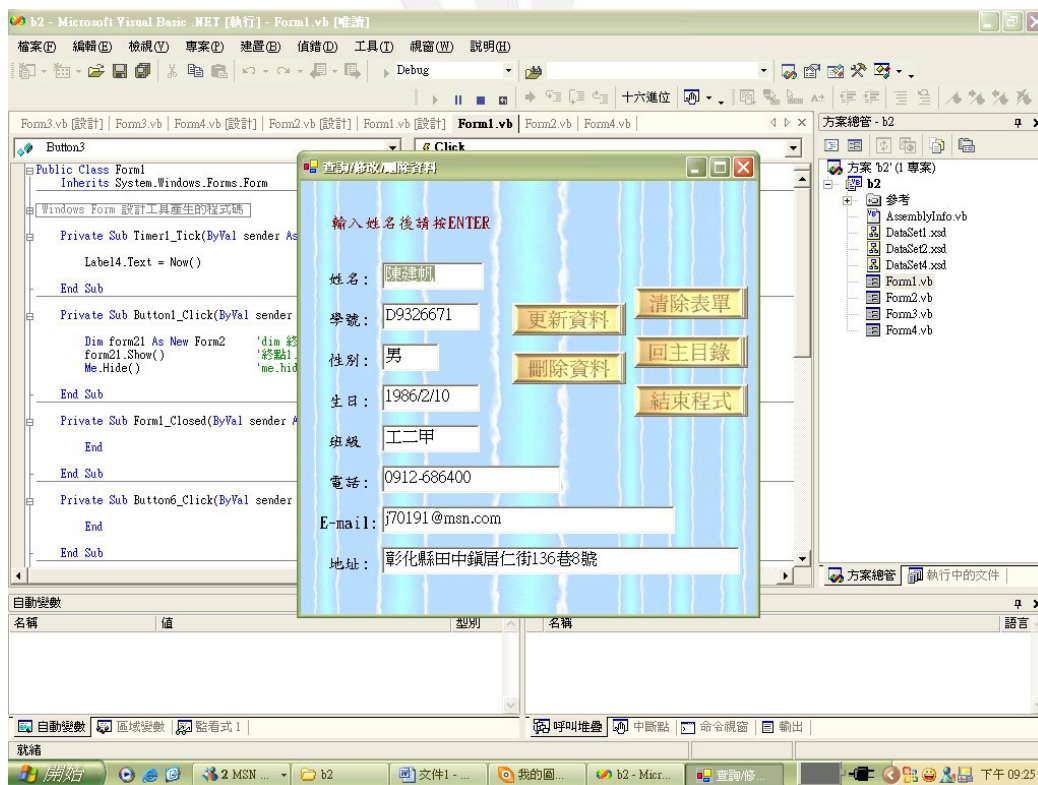
```
End Sub
```

```
Private Sub Button2_Click(ByVal sender As System.Object, ByVal e As System.EventArgs) Handles Button2.Click
```

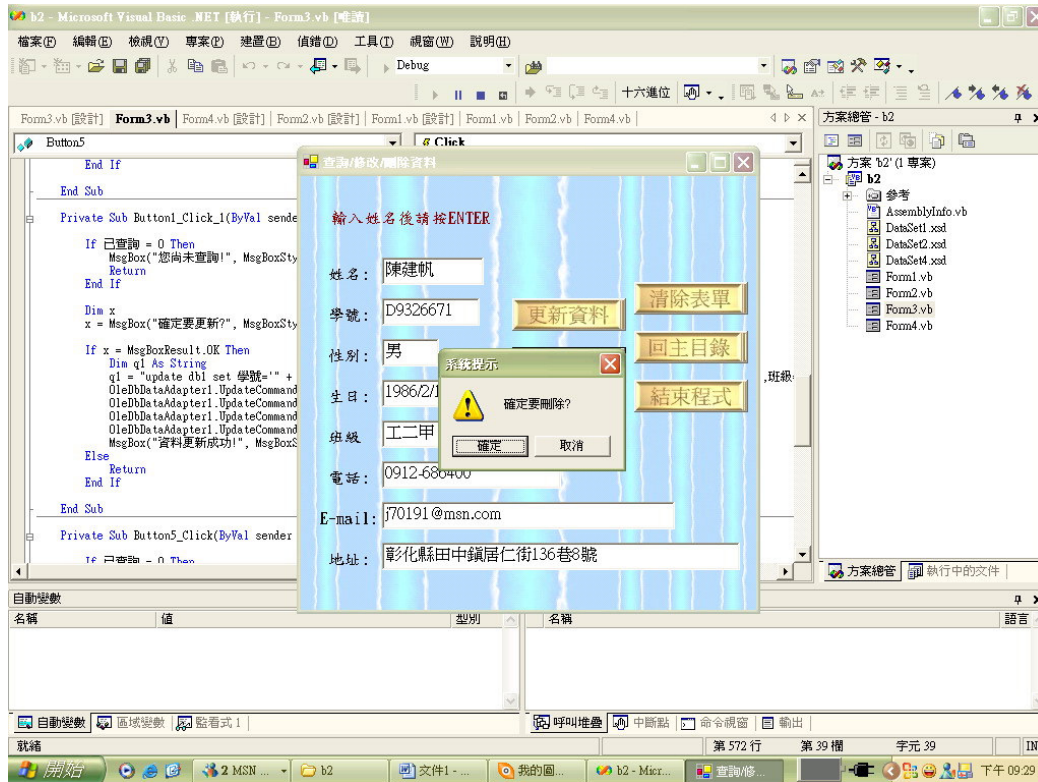
```
End
```

```
End Sub
```

Form3



應用程式設計期末報告



```
Private Sub Button3_Click(ByVal sender As System.Object, ByVal e As System.EventArgs) Handles  
Button3.Click
```

```
    Dim form1 As New Form1  
    form1.Show()  
    Me.Hide()  
End Sub
```

```
Private Sub Form3_Closed(ByVal sender As Object, ByVal e As System.EventArgs) Handles  
MyBase.Closed
```

```
    OleDbDataAdapter1.Update(DataSet21)  
End  
End Sub
```

```
Dim 已查詢 As Integer
```

```
Private Sub Form3_Load(ByVal sender As Object, ByVal e As System.EventArgs) Handles  
MyBase.Load
```

```
    OleDbDataAdapter1.Fill(DataSet21)  
    已查詢 = 0  
End Sub
```


應用程式設計期末報告

```
Private Sub Button1_Click(ByVal sender As System.Object, ByVal e As System.EventArgs)
End Sub

Private Sub Button2_Click(ByVal sender As System.Object, ByVal e As System.EventArgs) Handles
Button2.Click
    TextBox1.Text = ""
    TextBox2.Text = ""
    TextBox3.Text = ""
    TextBox4.Text = ""
    TextBox5.Text = ""
    TextBox6.Text = ""
    TextBox7.Text = ""
    TextBox8.Text = ""
    已查詢 = 0
End Sub

Private Sub Button4_Click(ByVal sender As System.Object, ByVal e As System.EventArgs) Handles
Button4.Click
    End
End Sub

Private Sub TextBox1_KeyPress(ByVal sender As Object, ByVal e As
System.Windows.Forms.KeyPressEventArgs) Handles TextBox1.KeyPress
    If Asc(e.KeyChar) = 13 Then '按enter就可執行
        Dim q1 As String
        q1 = "select * from db1 where 姓名='" + TextBox1.Text + "'"
        DataSet21.Clear()
        OleDbDataAdapter1.SelectCommand.CommandText = q1
        OleDbDataAdapter1.Fill(DataSet21)

        If DataSet21.Tables(0).Rows.Count > 0 Then
            TextBox1.Text = DataSet21.Tables(0).Rows(0)(1)
            TextBox2.Text = DataSet21.Tables(0).Rows(0)(0)
            TextBox3.Text = DataSet21.Tables(0).Rows(0)(2)
            TextBox4.Text = DataSet21.Tables(0).Rows(0)(3)
            TextBox5.Text = DataSet21.Tables(0).Rows(0)(4)
            TextBox6.Text = DataSet21.Tables(0).Rows(0)(5)
            TextBox7.Text = DataSet21.Tables(0).Rows(0)(6)
            TextBox8.Text = DataSet21.Tables(0).Rows(0)(7)
        End If
    End If
End Sub
```

應用程式設計期末報告

```
        已查詢 = 1
    Else
        Label9.Text = "*** 無符合資料 ***"
        已查詢 = 0
    End If
End If
End Sub

Private Sub Button1_Click_1(ByVal sender As System.Object, ByVal e As System.EventArgs)
Handles Button1.Click
    If 已查詢 = 0 Then
        MsgBox("您尚未查詢!", MsgBoxStyle.Exclamation, "系統提示")
        Return
    End If


    Dim x
    x = MsgBox("確定要更新?", MsgBoxStyle.OKCancel + MsgBoxStyle.Exclamation, "系統提示")

    If x = MsgBoxResult.OK Then
        Dim q1 As String
        q1 = "update db1 set 學號='" + TextBox2.Text + "',性別='" + TextBox3.Text + "',
生日='" + TextBox4.Text + "',班級='" + TextBox5.Text + "',電話='" + TextBox6.Text + "',電子信箱='" +
TextBox7.Text + "',地址='" + TextBox8.Text + "' where 姓名='" + TextBox1.Text + "'"
        OleDbDataAdapter1.UpdateCommand.CommandText = q1
        OleDbDataAdapter1.UpdateCommand.Connection.Open()
        OleDbDataAdapter1.UpdateCommand.ExecuteNonQuery()
        OleDbDataAdapter1.UpdateCommand.Connection.Close()
        MsgBox("資料更新成功!", MsgBoxStyle.Information, "系統提示")
    Else
        Return
    End If
End Sub

Private Sub Button5_Click(ByVal sender As System.Object, ByVal e As System.EventArgs)Handles
Button5.Click
    If 已查詢 = 0 Then
        MsgBox("您尚未查詢!", MsgBoxStyle.Exclamation, "系統提示")
        Return
    End If
End Sub
```

應用程式設計期末報告

```
Dim x
x = MsgBox("確定要刪除?", MsgBoxStyle.OKCancel + MsgBoxStyle.Exclamation, "系統提示")
If x = MsgBoxResult.OK Then
    Dim q0, q1 As String
    q0 = "select * from db1"
    q1 = "delete from db1 where 姓名='" + TextBox1.Text + "'"
    OleDbDataAdapter1.DeleteCommand.CommandText = q1
    OleDbDataAdapter1.DeleteCommand.Connection.Open()
    OleDbDataAdapter1.DeleteCommand.ExecuteNonQuery()
    OleDbDataAdapter1.DeleteCommand.Connection.Close()
    DataSet21.Clear()
    OleDbDataAdapter1.SelectCommand.CommandText = q0
    OleDbDataAdapter1.Fill(DataSet21)
    TextBox1.Text = ""
    TextBox2.Text = ""
    TextBox3.Text = ""
    TextBox4.Text = ""
    TextBox5.Text = ""
    TextBox6.Text = ""
    TextBox7.Text = ""
    TextBox8.Text = ""
    MsgBox("資料已刪除!", MsgBoxStyle.Information, "系統提示")
Else
    Return
End If
End Sub
```



Form4

```
Private Sub MenuItem5_Click(ByVal sender As System.Object, ByVal e As System.EventArgs) Handles
MenuItem5.Click
    Dim form11 As New Form1
    form11.Show()
    Me.Hide()
End Sub

Dim 男生人數, 女生人數 As Integer
```

應用程式設計期末報告

```
Dim 城市名稱() = {"台北市", "台中市", "彰化縣", "高雄市"}
```

```
Dim 城市人數() = {0, 0, 0, 0}
```

```
Private Sub Form4_Load(ByVal sender As Object, ByVal e As System.EventArgs) Handles MyBase.Load
```

```
    OleDbDataAdapter1.Fill(DataSet41)
```

```
    男生人數 = 0
```

```
    女生人數 = 0
```

```
    Dim i, j As Integer
```

```
    For i = 1 To DataSet41.Tables(0).Rows.Count
```

```
        If DataSet41.Tables(0).Rows(i - 1)(2) = "男" Then
```

```
            男生人數 += 1
```

```
        Else
```

```
            女生人數 += 1
```

```
        End If
```

```
    Next
```

```
    For i = 1 To DataSet41.Tables(0).Rows.Count
```

```
        For j = 0 To 3
```

```
            If Mid(DataSet41.Tables(0).Rows(i - 1)(7), 1, 3) = 城市名稱(j) Then
```

```
                城市人數(j) += 1
```

```
            End If
```

```
        Next
```

```
    Next
```

```
End Sub
```

```
Private Sub MenuItem2_Click(ByVal sender As System.Object, ByVal e As System.EventArgs) Handles MenuItem2.Click
```

```
    Dim 男生比例, 女生比例 As Single
```

```
    男生比例 = 男生人數 / (男生人數 + 女生人數)
```

```
    女生比例 = 1 - 男生比例
```

```
    Dim g1 As Graphics
```

```
    g1 = Me.CreateGraphics
```

```
    Dim b1, b2 As Brush
```

```
'定義刷子
```

```
    b1 = Brushes.Blue
```

```
'刷子1是藍色
```

```
    b2 = Brushes.Red
```

```
'刷子2是紅色
```

應用程式設計期末報告

```
gl.Clear(Me.BackColor) '清除畫面
```

```
gl.FillPie(b1, 50, 50, 150, 150, 270, 360 * 男生比例) '畫派
```

```
gl.FillPie(b2, 50, 50, 150, 150, 270 + 360 * 男生比例, 360 * 女生比例)
```

```
gl.FillRectangle(b1, 210, 50, 40, 20) '畫長方形
```

```
gl.FillRectangle(b2, 210, 80, 40, 20)
```

```
gl.DrawString("男生", Me.Font, Brushes.Black, 255, 55) '畫字
```

```
gl.DrawString("女生", Me.Font, Brushes.Black, 255, 85)
```

```
gl.Dispose()
```

```
End Sub
```

```
Private Sub Form4_Closed(ByVal sender As Object, ByVal e As System.EventArgs) Handles  
MyBase.Closed
```

```
End
```

```
End Sub
```

```
Private Sub MenuItem3_Click(ByVal sender As System.Object, ByVal e As System.EventArgs)  
Handles MenuItem3.Click
```

```
Dim i, y, h As Integer
```

```
Dim gl As Graphics
```

```
gl = Me.CreateGraphics
```

```
Dim p1 As Pen
```

```
p1 = New Pen(Color.Black, 2) '畫筆顏色黑,線寬2
```

```
Dim b1 As Brush
```

```
b1 = Brushes.Blue
```

```
gl.Clear(Me.BackColor)
```

```
gl.DrawLine(p1, 20, 10, 20, 200) '畫線
```

```
gl.DrawLine(p1, 20, 200, 260, 200)
```

```
For i = 0 To 3
```

```
h = Int(190 * 城市人數(i) / 20) + 1
```

```
y = 10 + 190 - h
```

```
gl.FillRectangle(b1, 40 + 60 * i, y, 40, h)
```

```
gl.DrawString(城市名稱(i), Me.Font, Brushes.Black, 40 + 60 * i, 220)
```

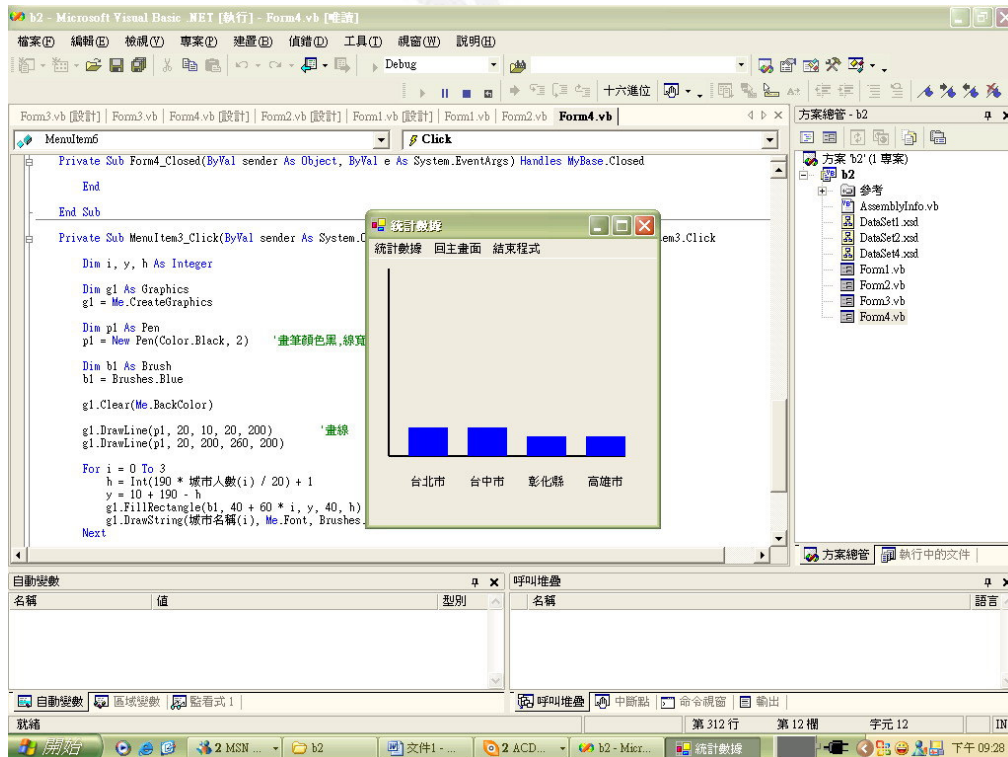
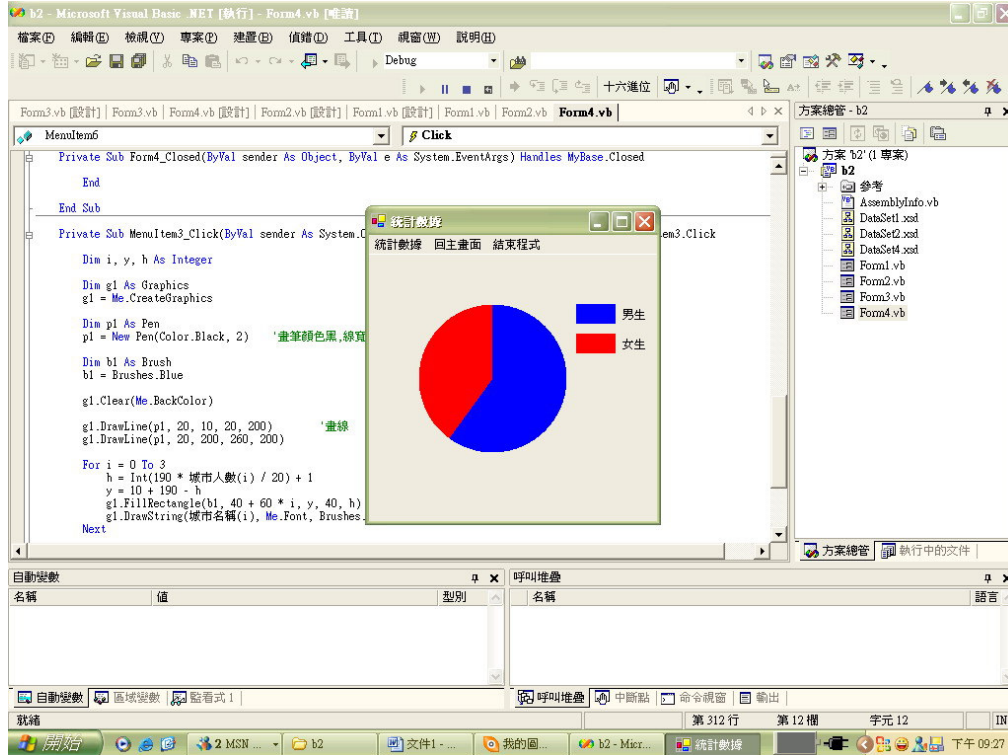
```
Next
```

```
gl.Dispose()
```

```
End Sub
```

應用程式設計期末報告

```
Private Sub MenuItem6_Click(ByVal sender As System.Object, ByVal e As System.EventArgs) Handles MenuItem6.Click  
End  
EndSub
```



參考文獻

「VISUAL BASIC .NET 教本」
王國榮 著
旗標出版社，民 91

E-mail : j70191@yahoo.com.tw

